



# Grand Quilt Guild

## This Year's Program Schedule

Your Program Committee has quickly re-arranged speakers and trunk show presenters to bring you a virtual program.

We are very excited to share our plans for this year with our members.



November 4, 2020 ~ Healthy Quilting with Rose Parr



# The Ergonomics of Healthy Quilting



*Images from Rose Parr's Website. Please respect Copyright*

# November 4, 2020 ~ Healthy Quilting with Rose Parr

**Sit back, relax, and enjoy this entertaining and informative 45 - 60 minute live Power Point presentation.**

**Quilting can be a real pain in the neck, but it doesn't have to be. Discover ergonomic strategies to stay healthy, happy, and pain-free while cutting, pressing, and sewing.**

Healthy quilting includes:

- The ergonomics of sewing, pressing, cutting
- Studio design and set-up
- FMQ and longarm quilting posture
- Stretches designed to be done at your sewing machine
- Carpal tunnel syndrome prevention
- The importance of hydration and movement
- And other tips so we can sew smart to sew long!

*In addition to being an obsessive quilter, Rose holds certifications in Ergonomics, Personal Training, Nutrition, Home Economics, Arthritis Pain Management, and Older Adult Training.*



# December 9, 2020 ~ Becky Fiedler, Grand Quilt Guild Member

With our Covid-19 restrictions we cannot meet for our annual Holiday Social. But we will celebrate together as Becky presents a short workshop for a Christmas ornament or gift card holder.

The ornaments in the photos are all paper pieced and Becky will choose two or three of the easier patterns. These ornaments are highly versatile and she will offer multiple options:

- Simple strip piecing
- Crumb blocks (sometimes called slabs sometimes)
- Meticulous paper piecing
- Maybe fabric painting using Inktense pencils, crayon tinting or coloured pencil tinting





# December 9, 2020 ~ Becky Fiedler, Grand Quilt Guild Member



## Close Ups

All Photos  
Supplied by  
Becky. Please  
respect  
Copyright

Once the front is made, all are assembled in the same way - either with or without a gift card holder pocket on the back.

This will be a pre-recorded presentation about 15 - 20 minutes. If requested, Becky can come on zoom for Q & A after the meeting and provide a handout. The project can be completed fairly quickly depending on the difficulty of the option you choose, and your skill level.



We will provide a supply list and directions for preparing your materials at the November meeting.

Becky's original inspiration came from "Ornaments 2009" by MH Designs.  
Since then she has taken them in different directions...

# January 13, 2021 ~ Bill Stearman, Quilt Maker

**I'm too new to quilt making to store my quilts in a trunk, so I call what I do ... a Back Pack Show.**

**I'm a quilt maker, but I'm also a storyteller. I was a storyteller first.**

**I came to quilt making in my mid 60s!**

**I've struggled with storytelling as a way to make sense of my life for many years. Quilt making seems to be the medium that just works best.**

**For my Virtual Back Pack show, I'll have about 25 quilts, presented in professionally made photographs, and tell their stories for about an hour. I'll allow ample time afterwards to answer questions.**





# January 13, 2021 ~ Bill Stearman, Quilt Maker



Visit Bill's Website for more information at [billstearmanquilts@blogspot.com](mailto:billstearmanquilts@blogspot.com)

- Arts Related Education and Training
- Juried and Non-Juried Exhibitions and
- Publications
- Gallery of his work



*All images from Bill's Website.  
Please respect Copyright*



# January 13, 2021 ~ Bill Stearman, Quilt Maker



## Reviews from Bill's Website ...

*"Bill Stearman kept our guild meeting (October 4, 2017) enthralled with his colourful quilts, his life stories and his asides which made us laugh and cry by times. His quilts are, of course, exquisite, mind blowing and worthy of all the awards and accolades they have earned to date. He says his quilts each tell a story and as he explained each one, these stories came alive in our minds as we grew to understand just what an extraordinary life he has experienced. His art speaks volumes and we wish him every success as he continues to create and evolve into an international quilting hero."*

*Karyn Wright  
Quinte Quilters Guild*

## From Instagram - Aug 27, 2019

*I got my CQA magazine today. Saw the picture of your quilt in the Juried Show booklet that they included. I think your quilt is gorgeous. I also love the write up. The words let people connect with who you are because you dare to let people see who you are. You are so real. Keep it up. I love seeing your quilts in juried shows! You are gifted.*





# February 10, 2021 ~ Melissa Marginet

## Myth: Quilting is an Expensive Hobby ~ Virtual Trunk Show



**Quilter**

**Author**

**Designer**

**Teacher**



# February 10, 2021 ~ Melissa Marginet

## Myth: Quilting is an Expensive Hobby ~ Virtual Trunk Show

Please don't discourage others from embarking on the wonderful world of quilting by telling them it's an expensive hobby OR if you would really love to take up quilting yourself but think you can't afford to.

I'm here to tell you anyone can afford to quilt. I will show quilts I've made at very little cost and tell you all my money saving secrets.

*All images and information from Melissa's Website. Please respect Copyright*





# February 10, 2021 ~ Melissa Marginet

## About Melissa

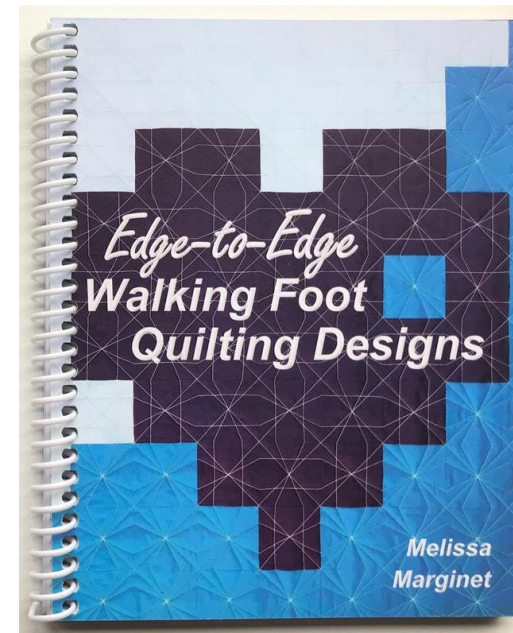

Melissa is an instructor with a full array of original quilting classes

She teaches Techniques Classes, Design Classes and Project Classes

She is well known for her publications and workshops with the walking foot.

Visit her website at [melissamarginet.com](http://melissamarginet.com) to see her gallery and patterns she designs and sells.

[www.melissamarginet.ca](http://www.melissamarginet.ca)



**Melissa Marginet**

- Quilt Maker
- National Quilt Instructor / Presenter
- Pattern Designer
- Author

Quilt your own quilts on your home sewing machine.

Easy to follow step-by-step diagrams.

Tips to help you gain confidence.

Order your copy today at [www.melissamarginet.ca](http://www.melissamarginet.ca) or ask for it at your local quilt shop



# March 10, 2021 ~ Mary Kay Hopkins



## Virtual Trunk Show

### About Mary

Like most women I learned to sew under the watch of my mother. I made doll clothes and then I made my own, starting with a hand crank machine, which I still own. I made my prom dresses and my wedding gown, but then it all was put on hold for a career teaching about the Environment, and when motherhood gave me 2 boys I stopped sewing.

It wasn't until I purchased a memory quilt from the Cancer society in 2006 that I seriously looked at quilts. As my father taught all his children I immediately said “well I can do that!”

After I made a quilt for everyone I knew, (and bought a long arm at Creative festival) I ventured into free motion quilting on the domestic. That evolved to sketching trees and animals.

# March 10, 2021 ~ Mary Kay Hopkins

I love colour and I love nature. I've tried many techniques, self taught over the years. I had to learn to deconstruct a scene in order to put in the details I wanted. I created short cuts for thread painting to control the deformations that plague that method.

Though it took a while, I fully embraced raw edge appliqué in all its forms from large pieces to snippets, collage to confetti. I paint a lot of my own fabric. I started doing that for background scenes but now the fabric is often featured in my work. I still make quilts, but now I look for hand quilting projects. When I think I'm getting stale, I have a great fibre arts group of women who love to push me to try different things.

*Visit:*

*[marykayhopkins123@blogspot.com](mailto:marykayhopkins123@blogspot.com)*

*All images and information from Mary Kay's  
Blogspot. Please respect Copyright*



# April 14, 2021 ~ Peter Byrne



## Virtual Trunk Show

Hello quilters, my name is Peter Byrne. I am an international award-winning, published modern quilter and teacher with a deep passion for innovation and design.

My strength is maintaining a fresh approach to quilting, with original designs and technical mastery. My goal is innovation, my passion is creativity and I am thrilled to have opportunities to share my work within the quilting community.

I'm presently offering a Virtual Trunk Show called "Behind the Seams" with Peter Byrne.






# April 14, 2021 ~ Peter Byrne

The presentation includes over 300 slides, taking viewers through my own personal quilting journey. In total, I share 24 quilts and going virtual has allowed me to include “how to” pictures of my quilt making process, along with close ups of every quilt!

We start by having a look at my experience of winning “Best in Show” and “Best Machine Quilting Frameless” at QuiltCon 2020. I welcome everyone in, to have a look at my sewing studio and then we go all the way back to 2009 and view the first two quilts I made.



*All images and information from Peter's Website. Please respect Copyright*

# April 14, 2021 ~ Peter Byrne



We move forward to 2017, when I became a full time student of the craft and joined the Toronto Modern Quilt Guild to further my quilting experience. I walk you through my quilts made in 2017 and 2018 as I practised and developed my quilting skills, followed by sharing the spotlight at Quilts at the Creek.

We then have a close look at my quilts made in 2019, when I decided to start making quilts specifically for juried shows and finish the show with all of my current work from 2020. This is a fast paced 45 minute presentation, followed by a question and answer period!

See Peter's work at  
[www.peterbquilts.com](http://www.peterbquilts.com)



May 12, 2021 ~ Susan Purney Mark

Virtual Trunk Show

Susan Purney Mark

ARTIST - TEACHER - DESIGNER



Visit Susan at [www.susanpm.com](http://www.susanpm.com)



# May 12, 2021 ~ Susan Purney Mark

## Virtual Trunk Show

### About Susan

As a textile artist, Susan has embarked on a life transforming journey into the world of colour, design and pattern. Working with textiles has become her method of self expression and the focus of her methods of communication.


She has studied Design, Patchwork and Embroidery with the prestigious City & Guilds Institute of London, England and has studied with internationally acclaimed teachers/quilt makers Nancy Crow, Jan Meyers Newbury, Elin Noble, Gail Harker and Ruth Issett. Susan has also been awarded two Certificates in Art and Design and Textile Design/Decoration from the Gail Harker Creative Studies Centre in Washington, USA.



# May 12, 2021 ~ Susan Purney Mark

## More About Susan

## Virtual Trunk Show



Susan has spent the last 20 years learning, experimenting and finally teaching a variety of surface design techniques in dyeing, painting, screen printing and image transfers. Most recently she has focused on soy wax resists and has recently released an instructional DVD on many of the techniques she is currently teaching across North America. Her work is known for its use of traditional methods with contemporary design and materials.

When time permits, Susan is an avid kayaker and gardener as well as an active member of the fibre arts community in British Columbia and is a member of national/ international fibre and surface design associations and is a qualified quilt judge.

*All images and information from Susan's Website. Please respect Copyright*



June 9, 2021 ~ Jackie White



## Virtual Trunk Show

Jackie White is a designer, quilter, pattern creator and lover of all things handmade. Her passion lies in fabric and 🗣️ design.

Living on an island in northern Ontario Canada with her family, she spends much of her time working with fabric. Her quilts have been published in books and magazines and her quilts have been juried into shows across North America.

She loves to create one of a kind patterns for quilters of all ages. Teaching others and doing trunk shows is an option she often pursues as she loves meeting other quilters. 🗣️



# June 9, 2021 ~ Jackie White

*Check out Jackie's online information and gallery of work as well as a list of her publications.*

*[www.jabotquilt.blogspot.com](http://www.jabotquilt.blogspot.com)*

*All images and information from Jackie's Website. Please respect Copyright*

