

STASH! COLOUR EXPLORATIONS







BLOCK OF THE MONTH

2013 – 2014

May

8" x 8"

(8 1/2" x 8 1/2" unfinished)



This star is sometimes called Judy's Star.

Half-square triangles—cut @ $2\frac{7}{8}$ " x $2\frac{7}{8}$ " and make the correct amount of units for the version of the block you are doing.

Make 4 units with the light and the dark. Make 4 units with the light and medium.

To challenge yourself, try combining units to reduce the seams in the block. For example the grey or black star points could be done as a rectangle with the triangle added only at the point thus removing 1 seam from that unit and 4 seams from the whole block.. This means less corners to match.

Flying geese units could also be used for the star points again reducing the seams.

Squares units—cut @ $2\frac{1}{2}$ " x $2\frac{1}{2}$ " Make 8 squares.

[Bring your finished block to the June meeting and enter a draw for a fat quarter.](#)